

## Working Load Limits Stainless Steel Lifting Chains and Accessories in G6 plus

---

### Product information



**Data:** Increase in carrying capacity of G6 plus by approx. 25% with the same nominal diameter as the G5; therefore more lifting capacity with similar weight.

**Stress at working load limit:** 160 N/mm<sup>2</sup>.

**Breaking stress:** 630 N/mm<sup>2</sup>.

**Breaking elongation:** min. 20%.

[... Read more](#)



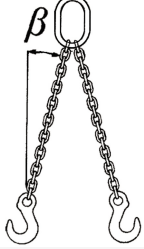
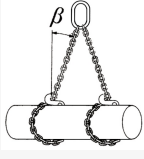






---

**Material:** 1.4571 (AISI 316 Ti), 1.4404 (AISI 316L) and 1.4462 (AISI 318 LN).

**Finish:** Chain: Bright polished. Components: Pickled and blasted.

**Grade:** 6

## Working Load Limits Stainless Steel Lifting Chains and Accessories in G6 plus

Safety factor	1-leg chain		2-leg chain				3- and 4-leg chain		Endless chain sling	Single lifting sling		Double lifting sling		U-shape	
4															
Angle of inclination	-	-	0°-45°	45°-60°	0°-45°	45°-60°	0°-45°	45°-60°	-	0°-45°	45°-60°	0°-45°	45°-60°	-	
Loadfactor	1	0,8	1,4	1	1,12	0,8	2,1	1,5	1,6	1,4	1	2,1	1,5	2	
Type	d	WLL (kg)													
WOX 4-6	4	400	320	560	400	450	320	840	600	640	560	400	840	600	800
WOX 4	4	320	256	450	320	355	256	670	475	512	450	320	670	475	640
WOX 5-6	5	630	500	850	630	700	500	1.300	940	1.000	850	630	1.300	940	1.260
WOX 5	5	500	400	700	500	560	400	1.050	750	800	700	500	1.050	750	1.000
WOX 6-6	6	900	720	1.250	900	1.000	720	1.850	1.350	1.400	1.250	900	1.850	1.350	1.800
WOX 6	6	750	600	1.000	750	800	600	1.600	1.120	1.200	1.000	750	1.600	1.120	1.500
WOX 7-6	7	1.250	1.000	1.750	1.250	1.400	1.000	2.600	1.850	2.000	1.750	1.250	2.600	1.850	2.500
WOX 7	7	1.000	800	1.400	1.000	1.120	800	2.100	1.500	1.600	1.400	1.000	2.100	1.500	2.500
WOX 8-6	8	1.600	1.280	2.200	1.600	1.800	1.280	3.350	2.400	2.500	2.220	1.600	3.350	2.400	3.200

## Working Load Limits Stainless Steel Lifting Chains and Accessories in G6 plus

WOX 8	8	1.250	1.000	1.700	1.250	1.400	1.000	2.650	1.800	2.000	1.700	1.250	2.650	1.800	2.500
WOX 10-6	10	2.500	2.000	3.500	2.500	2.800	2.000	5.250	3.750	4.000	3.500	2.500	5.250	3.750	5.000
WOX 10	10	2.000	1.600	2.800	2.000	2.240	1.600	4.250	3.000	3.200	2.800	2.000	4.250	3.000	4.000
WOX 13-6	13	4.250	3.400	5.950	4.250	4.750	3.400	8.900	6.350	6.800	5.950	4.250	8.900	6.350	8.500
WOX 13	13	3.200	2.560	4.500	3.200	3.550	2.560	6.700	4.750	5.120	4.500	3.200	6.700	4.750	6.400
WOX 16-6	16	6.300	5.040	8.800	6.300	7.050	5.040	13.200	9.400	10.000	8.800	6.300	13.200	9.400	12.600
WOX 16	16	5.000	4.000	7.100	5.000	5.600	4.000	10.000	7.500	8.000	7.100	5.000	10.000	7.500	10.000
WOX 20-5	20	8.000	6.400	11.200	8.000	-	-	-	-	12.800	11.200	8.000	-	-	16.000
WOX 26-4+	26	12.000	9.600	-	-	-	-	-	-	19.200	-	-	-	-	24.000